

Conventional Horizontal Lathes

DL E Heavy 800/3000

SKU : 300512

With the machines of the DL E Heavy series, you can machine really large turning diameters and workpiece lengths. This lathe series is the solution for conventional machining of workpieces up to 8000 mm (315 in.) in length and over 1600 mm (63 in.) in diameter. The particularly wide and heavily ribbed machine bed takes heavy workpiece weights. Powerful motors drive the main spindle via a finely adjustable multi-disc clutch. The rapid traverse in the support is particularly effective with large bed lengths and the heavy tailstock is also moved with a motor drive.

- Center widths up to 8000 mm
- Spindle bore of 130 mm
- Powerful motor
- Rapid feed in X and Z directions
- Complete with assembled 3-axis position indicator



TECHNICAL SPECS

WORKING AREA

Workpiece length (max.)	3000 mm
Turning diameter over bed	1600 mm
Turning-Ø over support	1280 mm
Workpiece weight (max.)	6000 kg
Bed width	970 mm
Max. weight capacity (between centers)	6000 kg
Max. weight capacity (on chuck)	1500 kg

TRAVELS

Travel X-axis	820 mm
Travel Z-axis	2800 mm
Travel Z1-axis	200 mm
Swing range of top slide	± 180°

HEADSTOCK

Spindle speeds (right)	2.5 1/min - 250 1/min
Spindle speeds (left)	3.15 1/min - 250 1/min
Spindle bore	130 mm
Spindle mount	ISO A2-15

RAPID FEED

Rapid feed X-axis	1870 mm/min
Rapid feed Z-axis	3740 mm/min

FEED

Feed X-axis	0.064 mm/R - 12 mm/R
Feed Z-axis	0.032 mm/R - 6 mm/R
Feed Z1-axis	0.016 mm/R - 3 mm/R

THREADING

Threading, metric	1 mm - 120 mm
Threading, diametric	(42) 30 - 1/4 DP
Threading, module	0.5 mm - 60 mm
Threading, whitworth	(48) 0,5 - 60 TPI

TAILSTOCK




Tailstock quill diameter	160 mm
Tailstock quill taper	metric 80
Tailstock quill stroke	300 mm
Tailstock traverse adjustment	± 2,5 mm

DRIVE CAPACITY

Motor rating main drive	22 kW
-------------------------	-------

MEASURES AND WEIGHTS

Overall dimensions (length x width x height)	6.04 m x 2.06 m x 2.23 m
Weight	12900 kg



PRODUCT DETAILS

- 22 kW motor ensures high cutting power
- Heavy-duty cast-iron body with ribbed bed reduces vibrations to a minimum
- Induction hardened and ground guideways
- Sturdy multi-disk clutch for headstock drive
- Separate rapid feed motor for feed in X and Z direction
- Joystick control for X and Z feeds is mounted directly to support
- Motorized positioning of tailstock (all models with a minimum center width of 3000 mm)
- Large spindle bearings
- Includes completely assembled 3-axis position indicator
- Overload clutch enclosed in apron

3-axis position indicator

- More accuracy
- Lower error rate
- Increased productivity
- Resulting in valuable time savings
- For increased productivity
- Easy to read display
- Operator-specific features
- Convenient keyboard layout
- Resolution: 0.01/ 0.005 mm
- Default coordinates
- Axis position is maintained when display is turned off
- Hole circle pattern calculation
- Calculator function
- Storage for 10 tools
- Radius / diameter toggle
- Mm/inch conversion
- Easy expansion and maintenance-free operation
- Display for top (Z0) and box way slide (Z1) both separate and in differential / cumulative mode for lathes

STANDARD EQUIPMENT

3-axis position indicator X.Pos 3.2
 4-jaw face plate chuck Ø 1400 mm
 Coolant system
 Steady rest 220-630 mm
 Motorized tailstock
 LED work lamp
 Center points
 Reducing sleeve
 Central lubrication
 Operating tools
 Operator instructions
 Foundation bolts

OPTIONAL EQUIPMENT

- Follow rest 50-220 mm, SKU : 250643
- Steady rest 260-900 mm, SKU : 250644



KNUTH on YouTube

Information to the point

On our YouTube channel you can find videos for nearly all machines from our program. We show the machines from current deliveries and you get an impression of the handling, the processing quality and the machining performance.

**Are you interested in a machine for which you cannot find a current video?
Please feel free to contact us!**