

Conventional Horizontal Lathes

Basic 170 Super



SKU : 300815

The Basic 170 Super is a versatile lathe for single part production. Due to the large selection of optional accessories, these models are the best choice for repair, training and workshops of all kinds

- Compact design for small footprint
- Extensive standard equipment for a wide range of applications
- 3-axis position indicator with turning functions

TECHNICAL SPECS

WORKING AREA

Center width	1000 mm
Turning diameter over bed	330 mm
Turning-Ø over support	198 mm

TRAVELS

Travel X-axis	170 mm
Travel Z1-axis	95 mm
Swing range of top slide	± 360°

HEADSTOCK

Spindle speed	70 1/min - 2000 1/min
Spindle bore	38 mm
Spindle mount	Camlock D1-4
Spindle taper	5 MT

FEED

Feed X-axis	0.014 mm/R - 0.38 mm/R
Feed Z-axis	0.052 mm/R - 1.392 mm/R

THREADING

Threading, metric	(26) 0,4-7 mm
Threading, whitworth	(34) 4-56 TPI

TAILSTOCK


Tailstock quill diameter	33 mm
Tailstock taper	3 MT
Tailstock quill stroke	100 mm
Tailstock traverse adjustment	± 10 mm

DRIVE CAPACITY

Motor rating main drive	1.5 kW
-------------------------	--------


MEASURES AND WEIGHTS

Overall dimensions (length x width x height)	1.83 m x 0.68 m x 1.32 m
Weight	520 kg



PRODUCT DETAILS


- Hardened and ground headstock gears
- Max. spindle speed 2000 rpm
- Adjustable headstock bearing
- Cast-iron bed, double v-guide, hardened and ground
- Interlock to prevent simultaneous operation of lead screw and feed shaft feed
- Oil-bath lubricated main drive and feed gear
- Double-walled apron box with oil-bath lubrication
- All guideways are adjustable



CONTROLS & SOFTWARE

3-axis position indicator X.Pos 3.2

- Integrating multiple functions, this new generation of 3 axis digital readouts significantly offer a much better control over the machining processes, greatly decreasing down-times and error rates
- It features a totally sealed enclosure made of high quality polyester film which protects it against hazardous environments in shop floors, such as dust or fumes and offers excellent chemical resistance to most commonly used industry solvents
- The optical scales provide 5 micron resolution (0.005 mm) with outside cover from aluminum for protection against oil, coolant and chips.



Micrometer bed stop ensures repeatability

Basic Functions

- Resolution of 0,005 mm
- Spindle control ON/OFF
- Unit measurement conversion Inch / Metric
- Setting / Resetting current position
- Coordinate display switching ABS / INC
- Radius / Diameter display
- Z1/Z2 Axes summing
- Pocket calculator functions



The thread gauge allows for resuming the thread after the apron nut for retrograde motion has been opened

Extended Functions

- Axis position is maintained when display is turned off
- Hole circle pattern calculation
- Radius / diameter toggle
- Reference function for tool gauging
- Taper turning function

STANDARD EQUIPMENT



- 3-axis position indicator X.Pos 3.2
- Quick change tool holder head WE
- Quick change tool holder WED 20100
- 3-jaw chuck Ø 160 mm
- 4-jaw face plate chuck Ø 200 mm
- Face plate Ø 280 mm
- Steady and follow rests
- Micrometer stop
- Thread gauge
- Reducing sleeve
- Dead center
- Protective shield for the toolpost
- Chuck guard
- Foot brake pedal
- Fixed splash guard (wall)
- Work light
- Chip tray
- Toolbox with operating tools
- Operator instructions



KNUTH on YouTube Information to the point

On our YouTube channel you can find videos for nearly all machines from our program. We show the machines from current deliveries and you get an impression of the handling, the processing quality and the machining performance.

**Are you interested in a machine for which you cannot find a current video?
Please feel free to contact us!**