



Tube and Profile Rolling Machines **KPB 81**



SKU : 131200

The profile bending machines of the KPB series combine high bending performance with modern mechanical engineering and powerful hydraulics. You can bend medium and heavy steel profiles with great precision. A high drive power and the hydraulically adjustable bending rollers make the entire profile bending machine series a powerful solution for metal construction, locksmithing and general mechanical engineering. These machines are also used in the production of canopies, greenhouses, advertising technology and the furniture industry.

- All 3 rollers driven
- Hardened rollers and shafts
- Hydraulic roller adjustment
- Allows horizontal and vertical machining

TECHNICAL SPECS

WORKING AREA














Shaft Ø	80 mm
Roll Ø	245 mm
Bending speed	4.2 m/min
Driven roll	3 positions
























DRIVE CAPACITY

Motor rating hydraulic pump	5.5 kW
-----------------------------	--------

MEASURES AND WEIGHTS

Overall dimensions (length x width x height)	1.38 m x 1.04 m x 1.54 m
Weight	1600 kg

Profile	dimens.	Ø	
	3x4x18	32	A
	1x1x18	18	A
	2-3x4x2-3x4x14	28	A
	1x1x18	18	A
	3x3x38	32	A
	2-5x2-5x14	24	A
	3x1-5x14	40	A
	2-3x4x2-3x4x16	30	A
	3x5x8	28	A
	3x4x3x15	11.8	A
	4-3x4x1	24	A
	1-3x4x1-3x4	30	A
	UNP4	20	B

Profile	Abm.	Ø	
	35x35x3	500	A
	70x70x8	1200	A
	80x80x8	1600	A
	40x40x4	600	A
	70x70x8	1500	A
	80x80x8	2000	A
	70x30x4	400	A
	70x70x8	1500	A
	60x80x8	1400	A
	30x30x4	400	A
	70x70x8	1500	A
	80x80x8	1400	A
	40x10	300	A
	80x15	500	A
	80x20	700	A
	50x10	200	A
	80x20	400	A
	120x30	600	A
	30	300	A
	40	500	A
	45	1000	A
	80x20x6	400	B
	120x55x6	600	B

PRODUCT DETAILS

- Optimum adaptation to a large variety of profiles using the modular roller system
- 3 motor-driven rollers
- Hardened and ground shafts
- Overload slip-clutch
- Hydraulic feed of bottom rollers with digital display
- Hydraulically adjustable straightening rollers; optional
- Allows horizontal or vertical machining
- Hydraulic components made by leading manufactures

STANDARD EQUIPMENT

Digital display
Control panel
Foot pedal with emergency stop switch
Standard rollers
Operating tools
Operator manual



KNUTH on YouTube Information to the point

On our YouTube channel you can find videos for nearly all machines from our program. We show the machines from current deliveries and you get an impression of the handling, the processing quality and the machining performance.

**Are you interested in a machine for which you cannot find a current video?
Please feel free to contact us!**